



Installation Instructions

The UniStop is easily fitted to Timber or PVCu Sash Windows. Please read the instructions carefully before installation. We recommend fitting two UniStop's per sash.

Parts List

A 1 x Riv Nut Insert

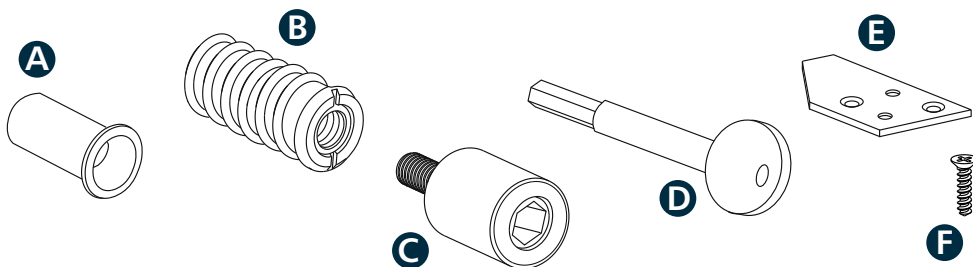
B 2 x Insert Units

C 1 x Barrel Unit

D 1 x Key

E 1 x Strike Plate

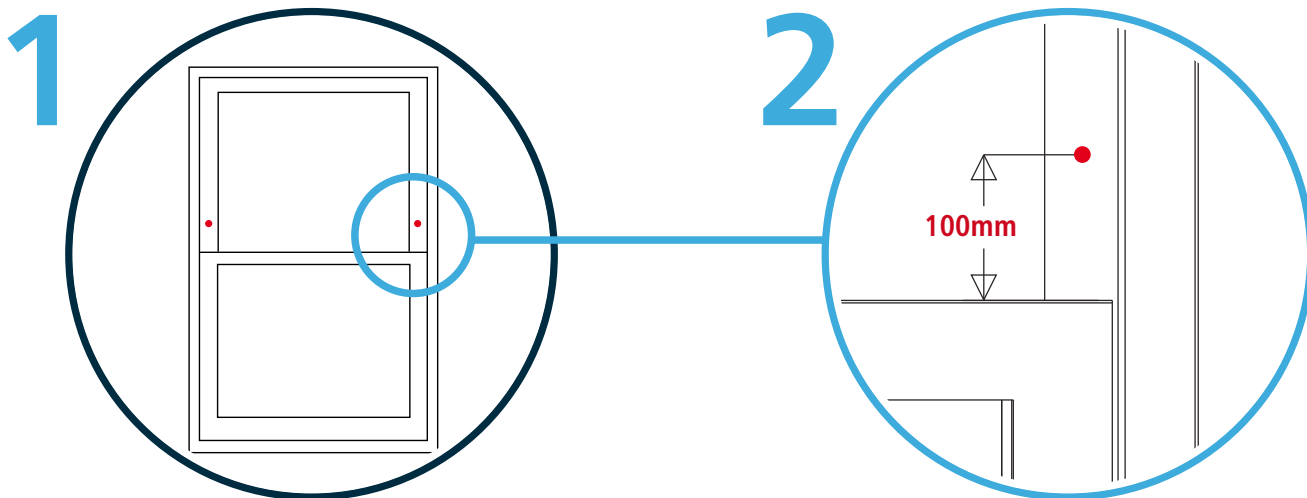
F 2 x Self Drilling Screws



Important: Consideration should be given before fitting to Egress windows. UniStop barrel is 19mm long & 16mm in Diameter. This device must be fitted in a position that allows no more than a 100mm restricted opening. a Rivnut tool is required for PVCu installations.

Ensure the sash is completely closed and locked before starting the installation.

Installation



Important!

Close and lock sash before starting installation.

Measure 100mm up from top of bottom sash and mark window frame as shown above.

For Timber Windows:

Drill a 10mm diameter hole 20mm deep on the marked positions on the top sash.

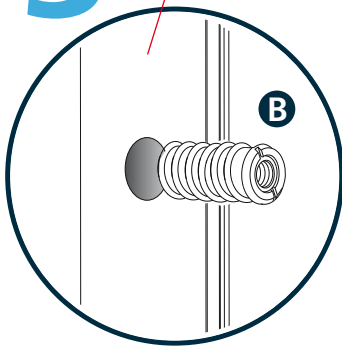
For PVCu Windows:

Drill a 7mm diameter hole 15mm deep on the marked positions on the top sash.

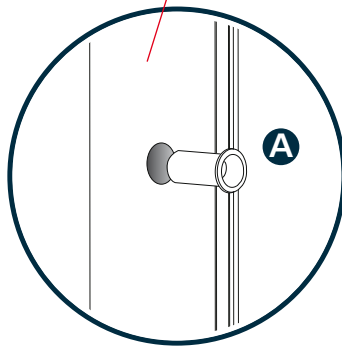


3

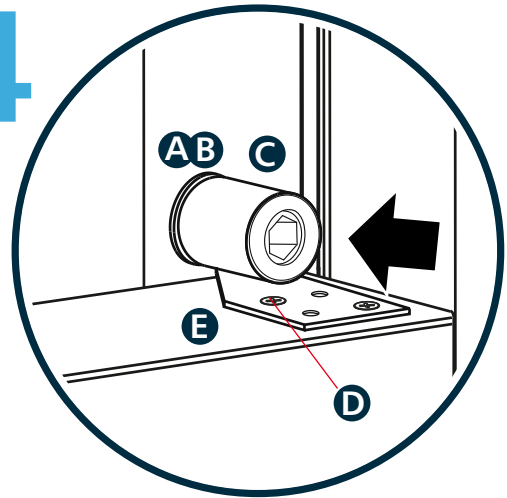
Timber Window



PVCu Window



4



For Timber Windows:

Using a large flat head screwdriver, screw the Insert Unit (B) into the hole on the top sash.

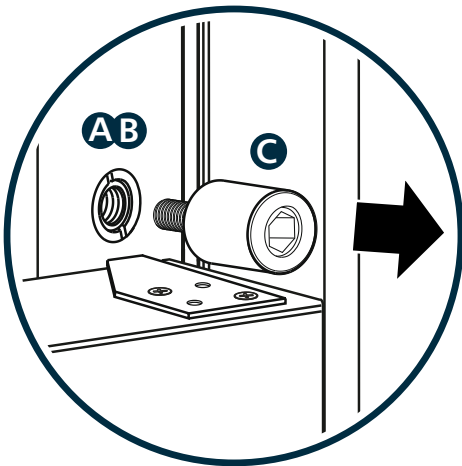
For PVCu Windows:

Use a Rivnut tool to install the Riv Nut Insert (A) into the hole on the top sash.

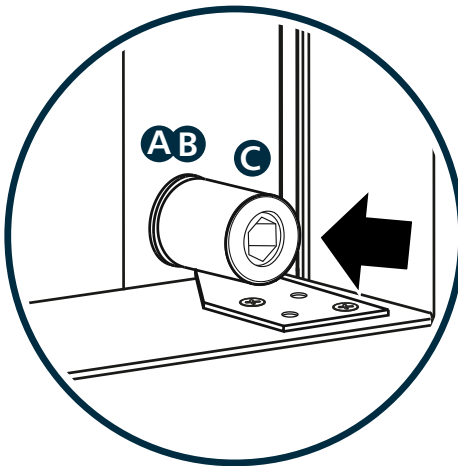
Attach Barrel Unit (C) into the Insert (A/B) using the Key (D) provided and lower the sash. Install the Strike Plate (E) where the Barrel Unit (C) meets the meeting rail using the Screws (F) provided.

Operation

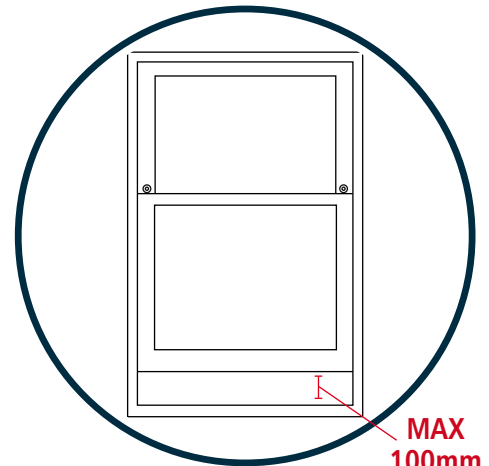
Verify device operates correctly and window opening cannot exceed 100mm.



De-activate UniStop by removing the Barrel Unit (C) from the Insert (A/B) using the key provided (D).



Activate UniStop by attaching Barrel Unit (C) into the Insert (A/B) using the key (D) provided.



The window opening cannot exceed 100mm.

Clean the UniStop with a damp cloth. On a regular basis, ensure the device operates correctly. Consideration should be given before fitting to Egress windows.

Please keep the key in a safe place.